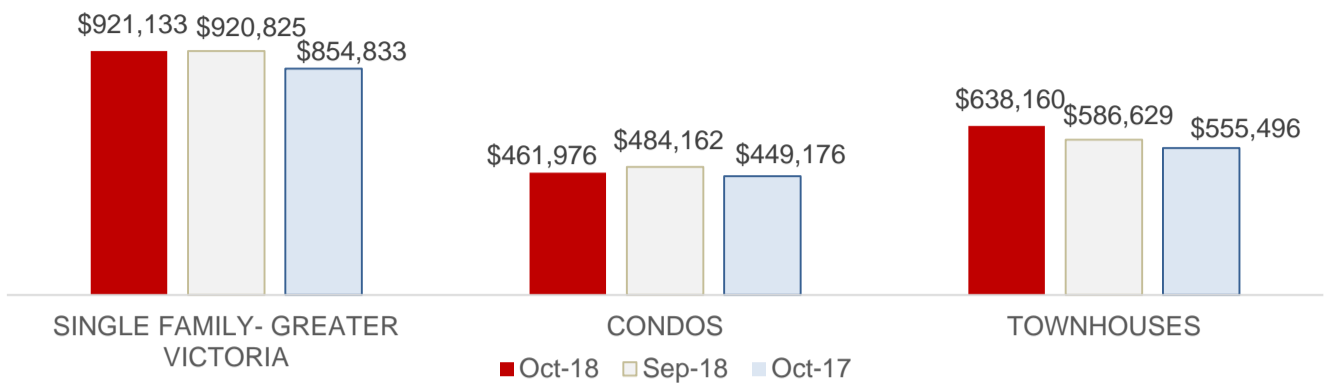
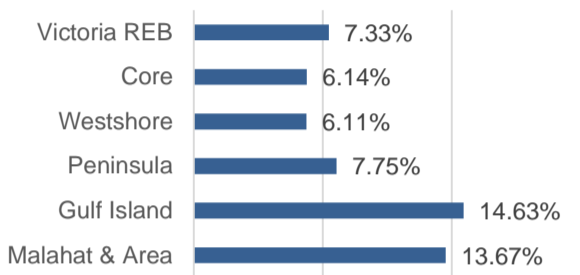


**VICTORIA MONTHLY REAL ESTATE MARKET STATISTICS**  
**FOR MORE INFO CALL BRAD HALL 778.977.2320**

**AVERAGE SALE PRICE**

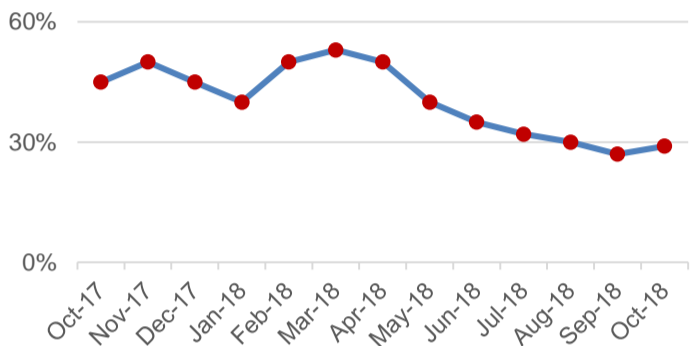


**HOME PRICE INDEX**

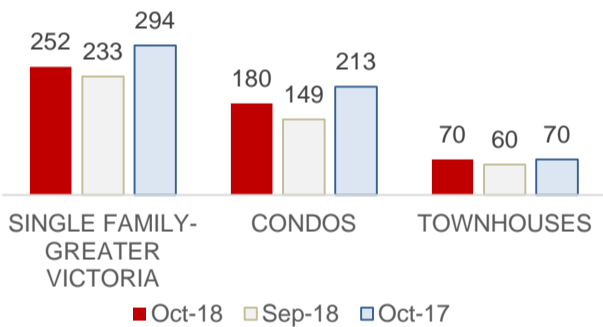


% Difference of HPI for Single Family –ALL Oct' 17– Oct' 18

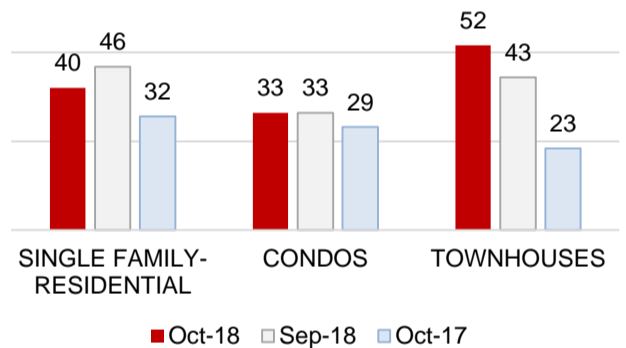
**SALES TO ACTIVE LISTINGS RATIO\***



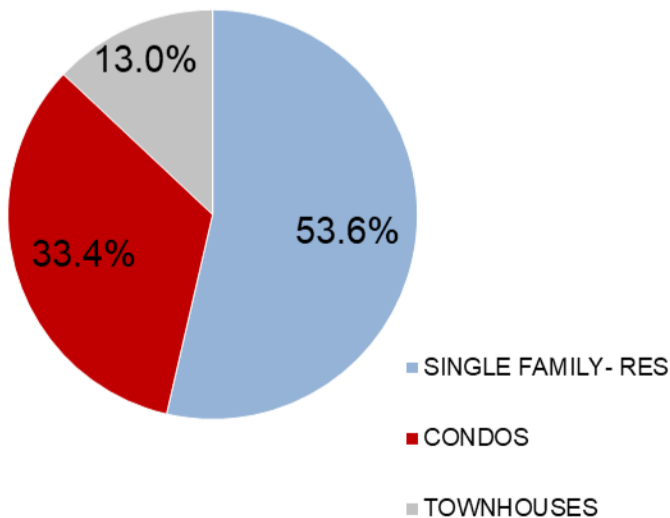
**UNITS SOLD**



**DAYS TO SELL\***



**MONTHLY SALES SUMMARY\***



REGION DISTRICT	UNITS		
Victoria	33	63	10
Victoria West	1	18	1
Oak Bay	16	2	1
Esquimalt	6	9	6
View Royal	11	3	3
Saanich East	47	22	8
Saanich West	19	10	2
Central Saanich	16	2	3
North Saanich	8	1	0
Sidney	10	11	5
Highlands	1	0	0
Colwood	12	2	3
Langford	37	25	13
Metchosin	3	0	0
Sooke	21	0	5
Waterfront (all districts)	11	10	7
Total Other Areas	37	2	3
<b>TOTAL</b>	<b>289</b>	<b>180</b>	<b>70</b>

\*Data include all other areas

"This representation is based in whole or in part on data generated by the Victoria Real Estate Board which assumes no liability for its accuracy"

