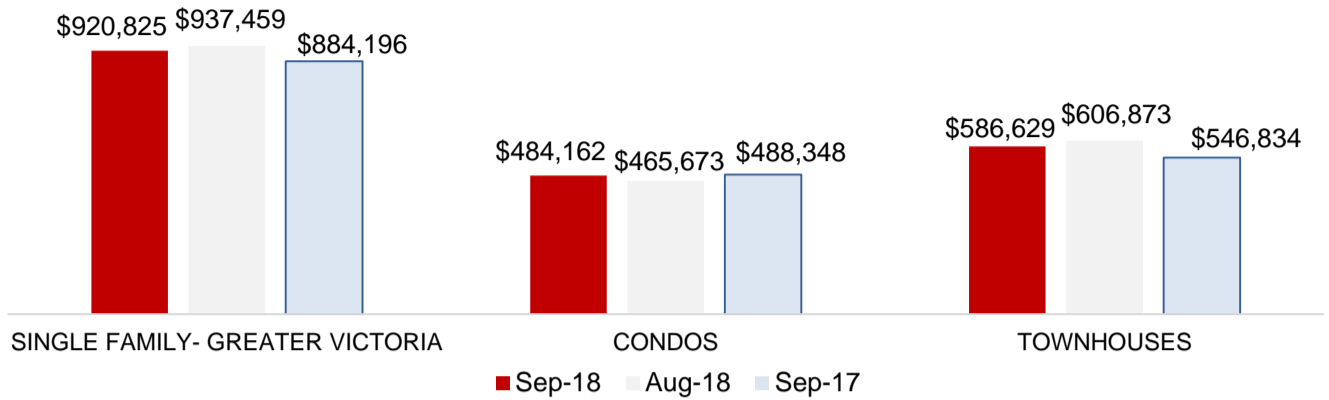


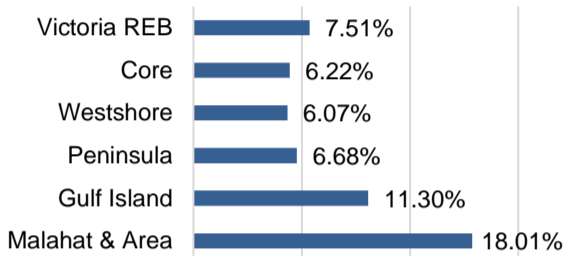
VICTORIA MONTHLY REAL ESTATE MARKET STATISTICS

FOR MORE INFO CALL BRAD HALL 778.977.2320

AVERAGE SALE PRICE

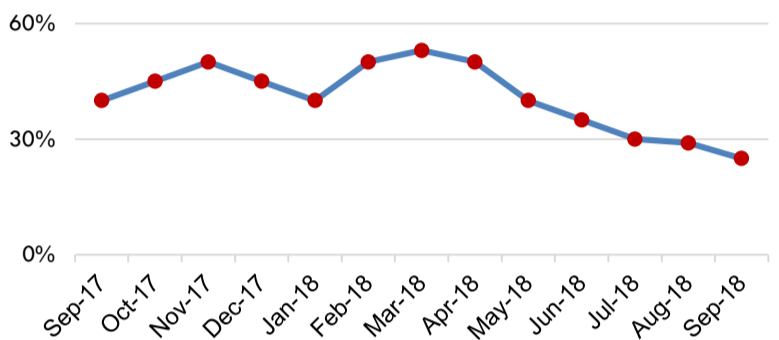


HOME PRICE INDEX

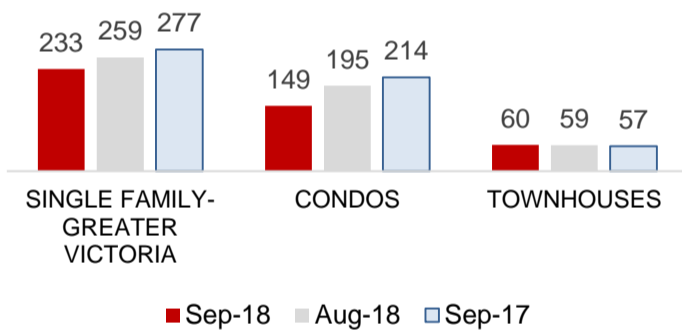


% Difference of HPI for Single Family -ALL Sep' 17- Sep 18'

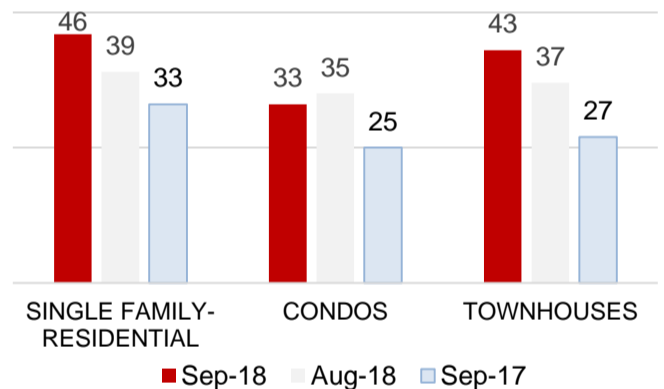
SALES TO ACTIVE LISTINGS RATIO*



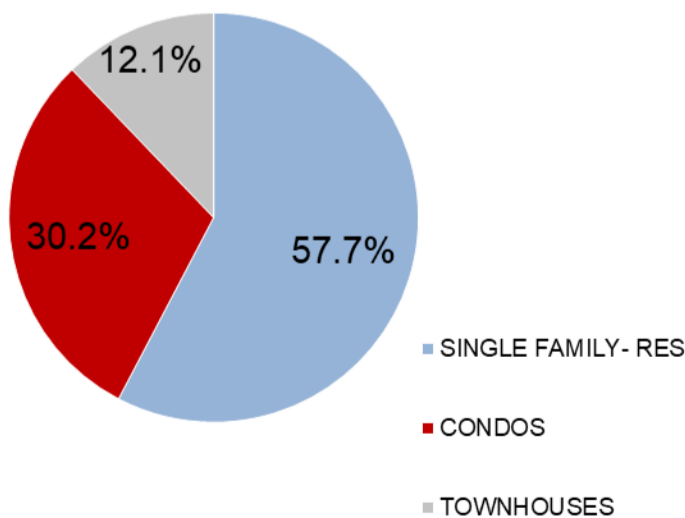
UNITS SOLD



DAYS TO SELL*



MONTHLY SALES SUMMARY*



REGION DISTRICT	UNITS		
Victoria	31	59	12
Victoria West	2	7	0
Oak Bay	10	3	0
Esquimalt	5	10	5
View Royal	9	0	2
Saanich East	46	17	10
Saanich West	20	10	7
Central Saanich	13	4	0
North Saanich	7	1	0
Sidney	9	8	2
Highlands	4	0	0
Colwood	16	3	2
Langford	30	16	16
Metchosin	1	0	0
Sooke	21	1	0
Waterfront (all districts)	9	10	2
Total Other Areas	52	0	2
TOTAL	285	149	60

*Data include all other areas

"This representation is based in whole or in part on data generated by the Victoria Real Estate Board which assumes no liability for its accuracy"

